

## Our Company

As a distinguished investment company with a robust international footprint, Raya Holding has experienced remarkable growth driven by a resilient business model. We strategically capitalize on high-growth sectors, positioning ourselves at the forefront of economic advancement. Publicly listed on the Egyptian Exchange (EGX) since 2005, we have expanded our presence to key markets including Saudi Arabia, UAE, Bahrain, Poland, Nigeria, and Tanzania. Our global customer base is supported by over 20,000 highly skilled employees who are integral to our success.

Raya Holding operates through a diversified portfolio of 11 companies, strategically positioned across high-growth sectors of the regional economy. Our investment portfolio is segmented into:

## Our Core Values

- Excellence
- Teamwork
- Customer Focus
- Respect for People

## Portfolio Companies

Retail & Distribution	Manufacturing	Fintech	Technology & Infrastructure	Business Process Outsourcing	Hospitality	Logistics
Raya Trade Raya FMCG	Raya Electric Raya Foods Raya Auto	Aman Holding	Raya Information Technology (RIT)	Raya Customer Experience (RCX)	Raya Smart Buildings Raya Restaurants	Ostool

## Key Facts FY-25

**Revenue**  
EGP 63.8 Bn  
41.5% YoY Growth

**Net Profit Before Minority**  
EGP 2.9 Bn  
4.6% NPM  
54.5% YoY Growth

**Gross Profit**  
EGP 13.7 Bn  
GPM 21.4%  
45.3% YoY Growth

**Company presence across**  
4 continents

**EBITDA**  
EGP 7.8 Bn  
12.2% EBITDA Margin  
60.4% YoY Growth

Approximately 20,000 employees across the whole group

### Revenue Contribution by Currency

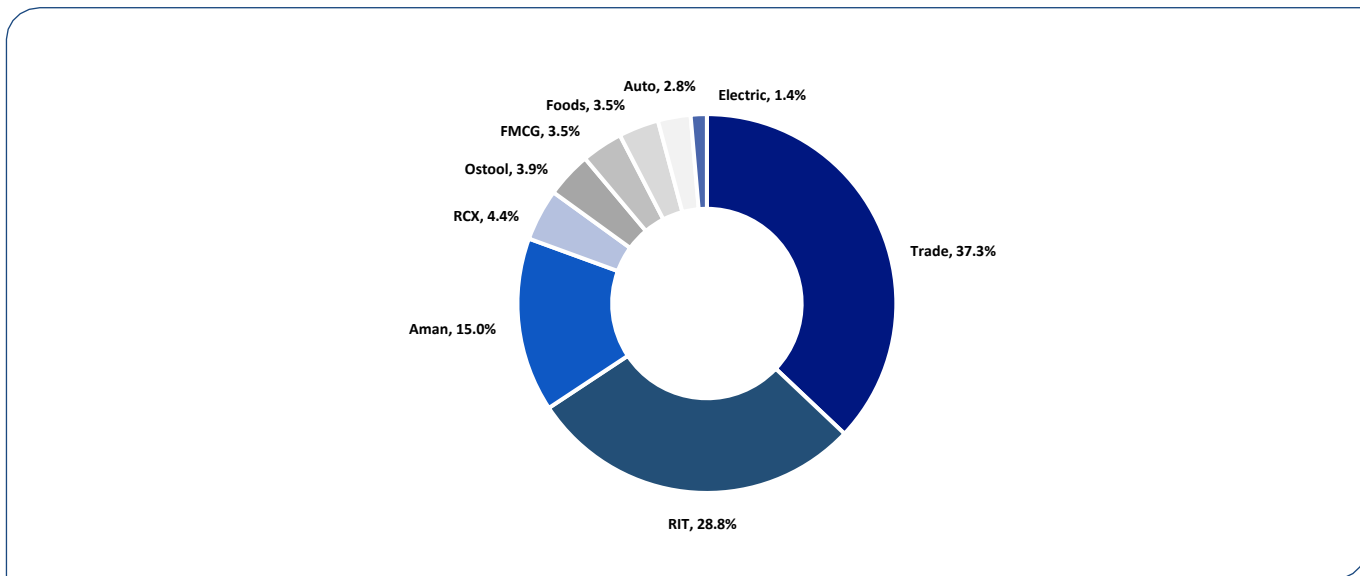
**Local 70%**

**Foreign 30%**

**Foreign Currency Generated by LOBs**

- RIT
- RCX
- Foods

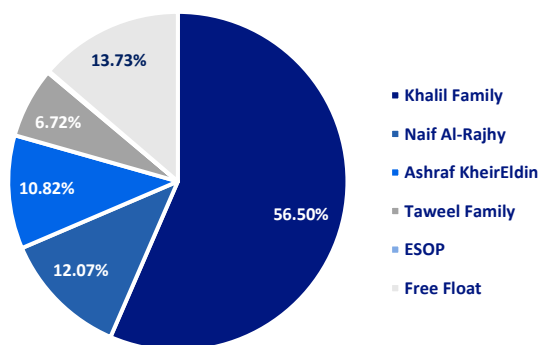
## Revenue Breakdown



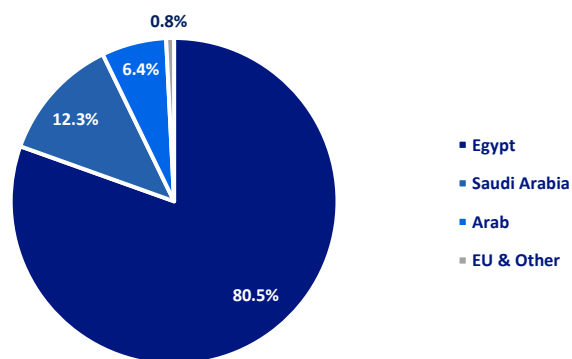
### Our 'Big Four':

### Our Overseas Investment:

### Ownership Structure



### Shareholders by Geography



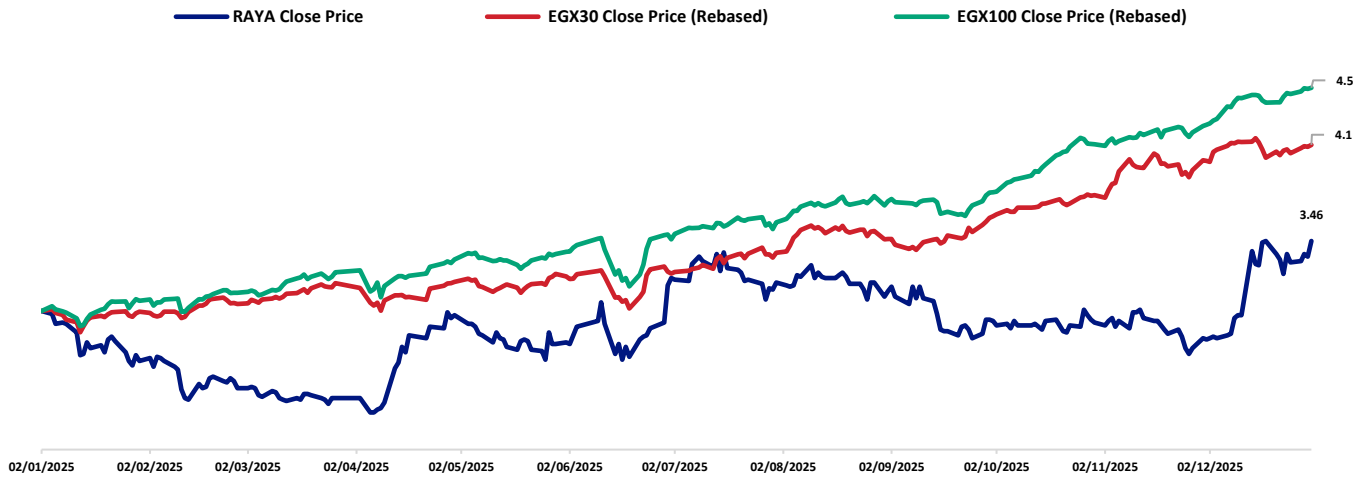
As of 31<sup>st</sup> December, 2025

### Raya's Share Performance (RAYA)

January 1<sup>st</sup>, 2025 – December 31<sup>st</sup>, 2025

RAYA Performance	16.50%
EGX30 Performance	39.15%
EGX100 Performance	52.62%
Average Daily Trading Volume	59,501,579
Share Price High / Low	3.46 / 2.26
Number of Outstanding Shares	4,281,297,768
Market Capitalization as of December 31st, 2025 (EGP million)	14,813,290,277
Market Capitalization as of December 31st, 2025 (USD million)	310,738,775

## Share Price Performance



## Key Financial Figures

All Figures are EGP Mn	FY2024	FY2025
Revenue	45,119	63,829
Gross Profit	9,419	13,691
SG&A	(5,232)	(6,857)
Depreciation	(669)	(957)
EBITDA	4,856	7,791
Operating Profit	3,745	6,329
EBT	2,718	4,125
Net Income (Loss) before Minority	1,899	2,934
Net Income (Loss) after Minority	1,689	2,588

	31-Dec-24	31-Dec-25
Total Non-current Assets	5,185	6,259
Cash	4,012	4,387
Total Current Assets	33,927	44,428
Total Assets	39,112	50,688
STL	2,056	3,724
Credit Facilities	10,494	14,374
Total Current Liabilities	30,690	37,712
LTL	995	1,697
Total Non-Current Liabilities	3,671	4,571
Total Liabilities	34,360	42,283
Working Capital	3,238	6,716
Total Equity	4,752	8,404
Total Debt	13,545	19,796

For more information visit the website or contact us:

<https://rayacorp.com/>



[investor\\_relations@rayacorp.com](mailto:investor_relations@rayacorp.com)

Direct: +202 3872 6000

Fax: +202 3872 6001



### Headquarters

Raya Street, Touristic Zone, 6th of October, 12568, Giza, Egypt  
PO: 12568