

Our Company

As a distinguished investment company with a robust international footprint, Raya Holding has experienced remarkable growth driven by a resilient business model. We strategically capitalize on high-growth sectors, positioning ourselves at the forefront of economic advancement. Publicly listed on the Egyptian Exchange (EGX) since 2005, we have expanded our presence to key markets including Saudi Arabia, UAE, Bahrain, Poland, Nigeria, and Tanzania. Our global customer base is supported by over 20,000 highly skilled employees who are integral to our success.

Raya Holding operates through a diversified portfolio of 11 companies, strategically positioned across high-growth sectors of the regional economy. Our investment portfolio is segmented into:

Our Core Values

- Excellence
- Teamwork
- Customer Focus
- Respect for People

Portfolio Companies

Retail & Distribution	Manufacturing	Fintech	Technology & Infrastructure	Business Process Outsourcing	Hospitality	Logistics
Raya Trade Raya FMCG	Raya Electric Raya Foods Raya Auto	Aman Holding	Raya Information Technology (RIT)	Raya Customer Experience (RCX)	Raya Smart Buildings Raya Restaurants	Ostool

Key Facts 9M-25

Revenue
EGP 45.5 Bn
41.0% YoY Growth

Net Profit Before Minority
EGP 1.8 Bn
3.9% NPM
39.5% YoY Growth

Gross Profit
EGP 9.6 Bn
GPM 21.2%
41.4% YoY Growth

Company presence across
4 continents

EBITDA
EGP 5.3 Bn
11.7% EBITDA Margin
43.6% YoY Growth

Approximately 20,000 employees across the whole group

Revenue Contribution by Currency

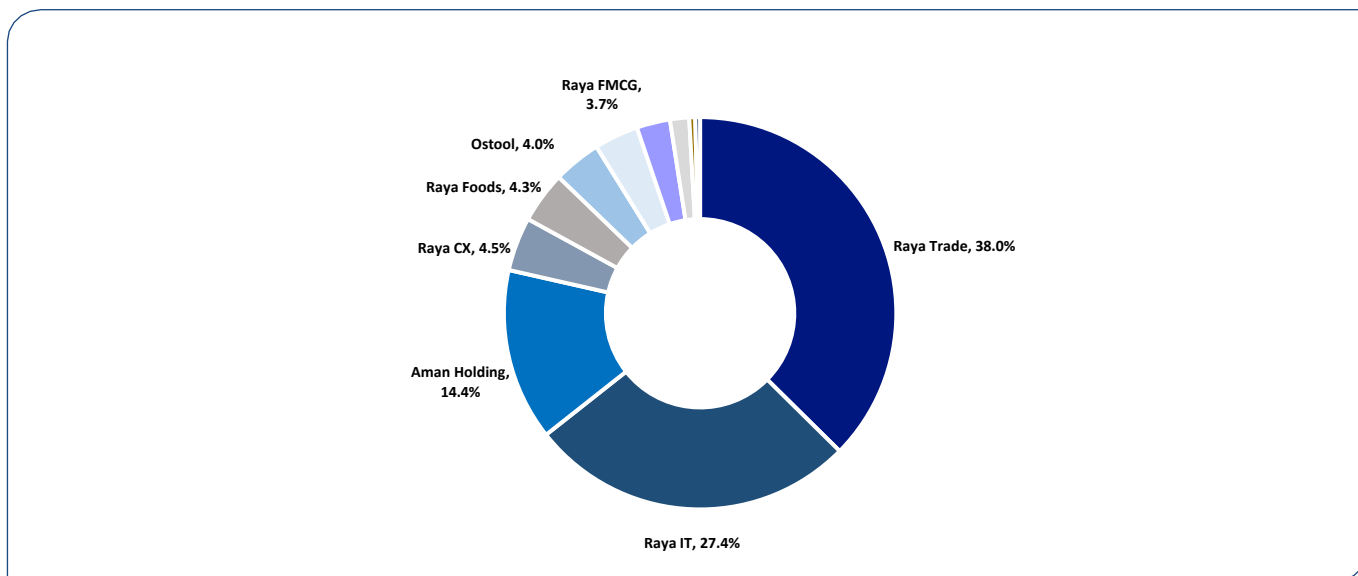
Local 71%

Foreign 29%

Foreign Currency Generated by LOBs

- RIT
- RCX
- Foods

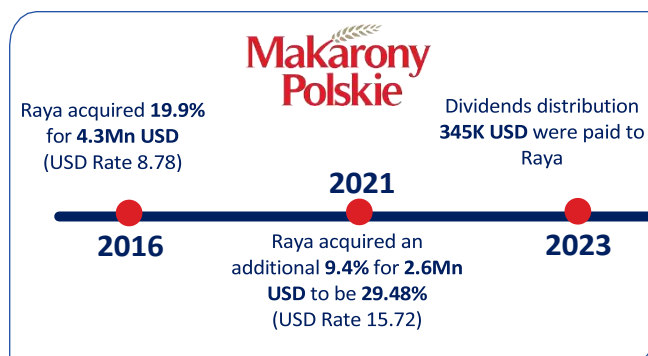
Revenue Breakdown



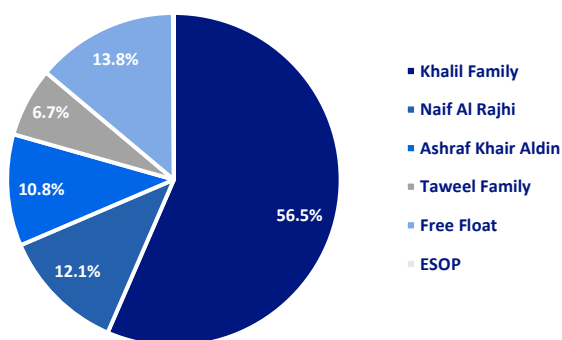
Our 'Big Four':



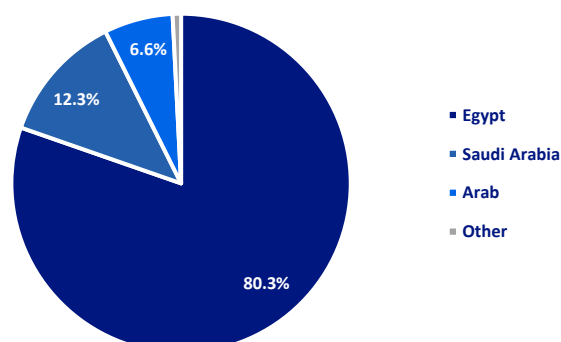
Our Overseas Investment:



Ownership Structure



Shareholders by Geography

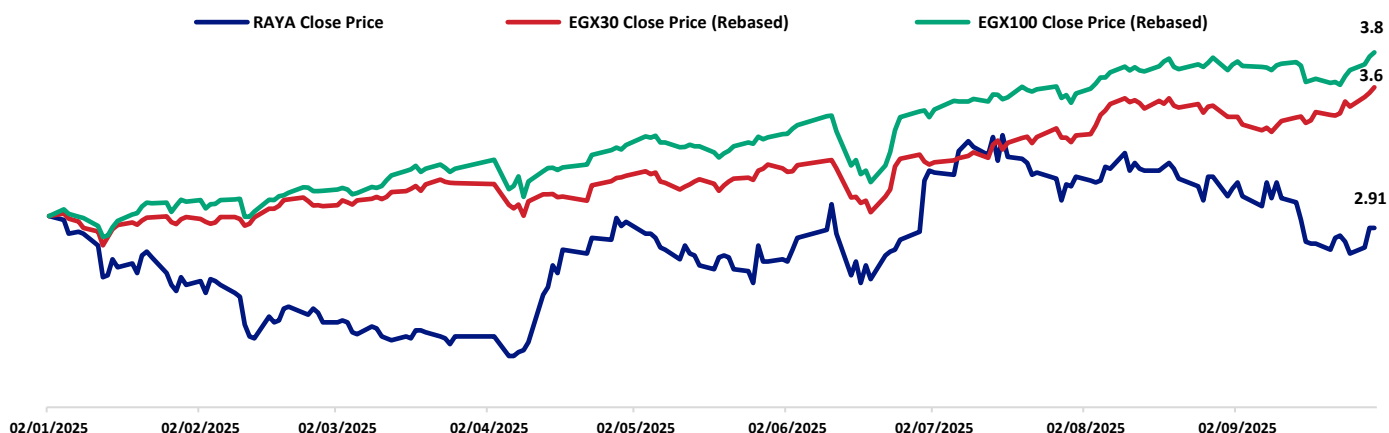


Raya's Share Performance (RAYA)

January 1st, 2025 – September 30th, 2025

RAYA Performance	(2.02%)
EGX30 Performance	21.99%
EGX100 Performance	27.95%
Average Daily Trading Volume	24,744,943
Share Price High / Low	3.74 / 2.19
Number of Outstanding Shares	4,281,297,768
Market Capitalization as of September 30th, 2025 (EGP)	12,458,576,505
Market Capitalization as of September 30th, 2025 (USD)	260,200,927

Share Price Performance



Key Financial Figures

All Figures are EGP Mn	9M2024	9M2025
Revenue	32,272	45,502
Gross Profit	6,809	9,631
SG&A	(3,601)	(5,023)
Depreciation	(489)	(701)
EBITDA	3,697	5,309
Operating Profit	2,924	4,188
EBT	1,841	2,532
Net Income (Loss) before Minority	1,276	1,780
Net Income (Loss) after Minority	1,110	1,632

	31-Dec-24	30-Sep-25
Total Non-current Assets	5,185	5,872
Cash	4,012	3,415
Total Current Assets	33,927	44,292
Total Assets	39,112	50,164
STL	2,056	2,760
Credit Facilities	10,494	15,322
Total Current Liabilities	30,690	38,939
LTL	995	1,851
Total Non-Current Liabilities	3,671	4,727
Total Liabilities	34,360	43,666
Working Capital	3,238	5,353
Total Equity	4,752	6,498
Total Debt	13,545	19,933

For more information visit the website or contact us:

<https://rayacorp.com/>



investor_relations@rayacorp.com

Direct: +202 3872 6000

Fax: +202 3872 6001



Headquarters

Raya Street, Touristic Zone, 6th of October, 12568, Giza, Egypt
PO: 12568