

Our Company

As a distinguished investment company with a robust international footprint, Raya Holding has experienced remarkable growth driven by a resilient business model. We strategically capitalize on high-growth sectors, positioning ourselves at the forefront of economic advancement. Publicly listed on the Egyptian Exchange (EGX) since 2005, we have expanded our presence to key markets including Saudi Arabia, UAE, Bahrain, Poland, Nigeria, and Tanzania. Our global customer base is supported by over 20,000 highly skilled employees who are integral to our success.

Raya Holding operates through a diversified portfolio of 11 companies, strategically positioned across high-growth sectors of the regional economy. Our investment portfolio is segmented into:

Our Core Values

- Excellence
- Teamwork
- Customer Focus
- Respect for People

Portfolio Companies

Retail & Distribution	Manufacturing	Fintech	Technology & Infrastructure	Business Process Outsourcing	Hospitality	Logistics
Raya Trade Raya FMCG	Raya Electric Raya Foods Raya Auto	Aman Holding	Raya Information Technology (RIT)	Raya Customer Experience (RCX)	Raya Smart Buildings Raya Restaurants	Ostool

Key Facts 1Q25

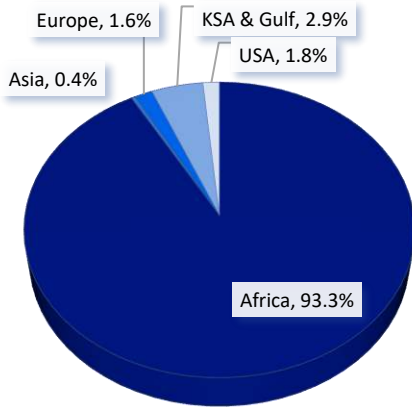
<p>Revenue EGP 12.9 Bn 24% YoY Growth</p>	<p>Net Profit Before Minority EGP 388 Mn 3% NPM 3% YoY Growth</p>
<p>Gross Profit EGP 2.7 Bn GPM 21% 24% YoY Growth</p>	<p>Company presence across 4 continents</p>
<p>EBITDA EGP 1.4 Bn 11% EBITDA Margin 12% YoY Growth</p>	<p>Approximately 20,000 employees across the whole group</p>

Revenue Contribution by Currency

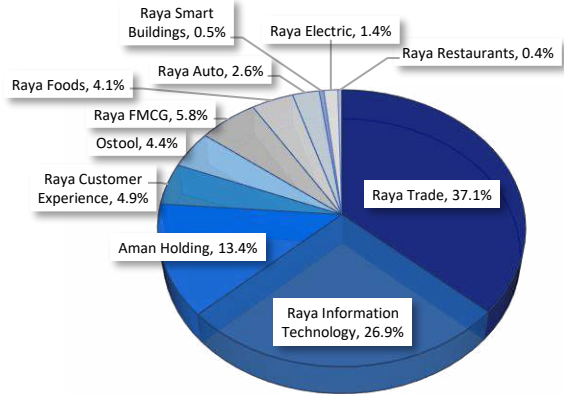
Local 68%	Foreign 32%
Foreign Currency Generated by LOBs <ul style="list-style-type: none"> > RIT > RCX > Foods 	

Revenue Breakdown

Revenue by Region



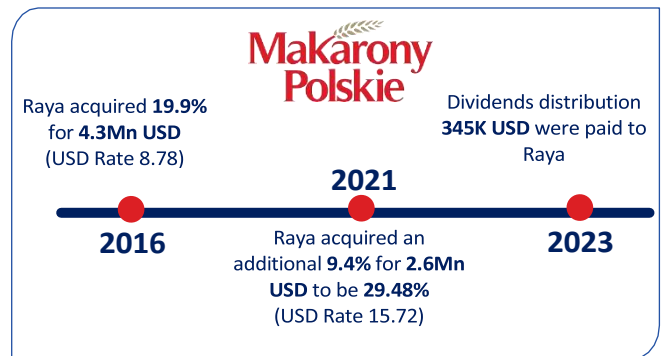
Revenue Breakdown



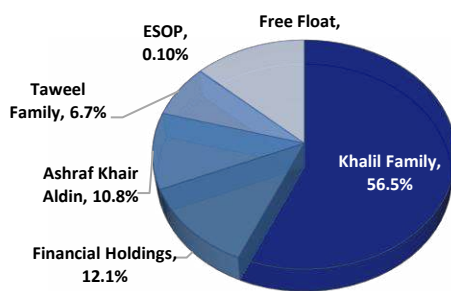
Our 'Big Four':



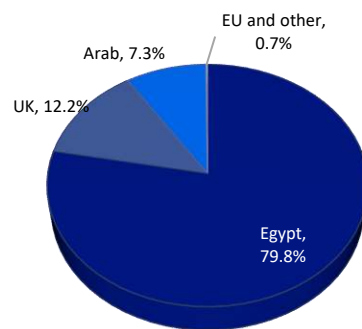
Our Overseas Investment:



Ownership Structure



Shareholders by Geography

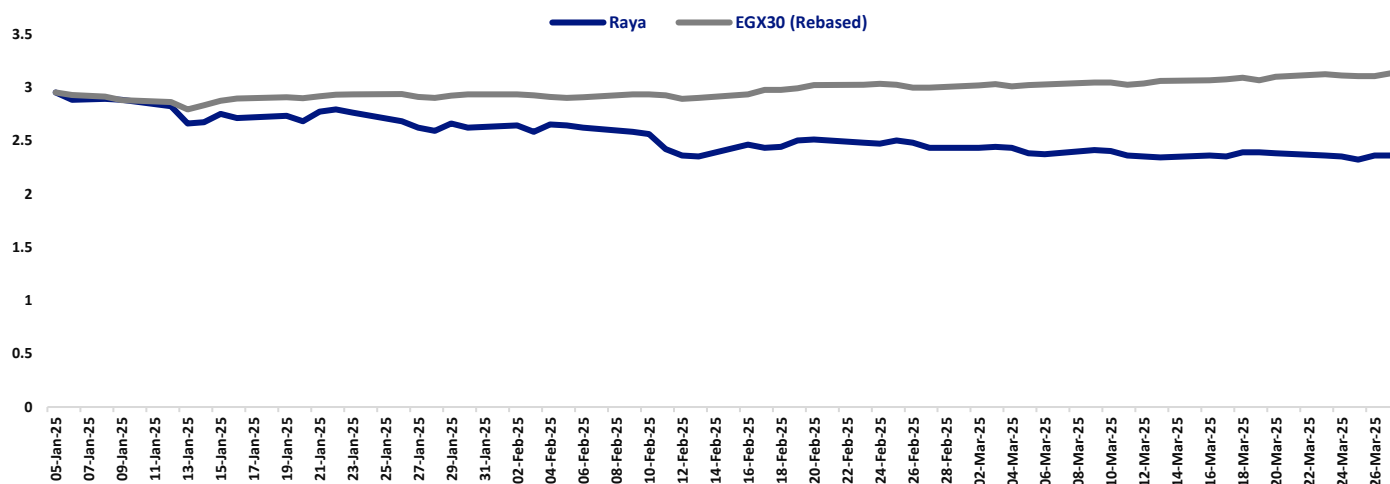


Raya's Share Performance (RAYA)

January 1st, 2025 – March 31st, 2025

RAYA Performance	-20.00%
EGX30 Performance	6.10%
Average Daily Trading Volume	9,899,682
Share Price High / Low	2.95 / 2.32
Number of Outstanding Shares	4,281,297,768
Market Capitalization as of March 31st, 2025 (EGP)	10,103,862,732
Market Capitalization as of March 31st, 2025 (USD)	199,763,593

Share Price Performance



Key Financial Figures

EGP Mn	1Q24	1Q25
Revenue	10,414	12,882
Gross Profit	2,162	2,688
SG&A	(1,099)	(1,586)
Depreciation	(145)	(294)
EBITDA	1,208	1,395
Operating Income	930	993
EBT	572	557
Net Income (Loss) before Minority	378	388
Net Income (Loss) after Minority	331	370
	31-Dec-24	31-Mar-25
Current Assets	33,927	37,239
Cash & Equivalents	4,012	2,596
Non-current Assets	5,185	5,394
Total Assets	39,112	42,632
Short Term Debt	11,386	2,577
Current Liabilities	30,690	32,595
Long Term Debt	1,976	3,270
Non-current Liabilities	3,671	4,942
Total Debt	13,362	5,847
Total Liabilities	34,360	37,537
Working Capital	3,238	4,644
Total Equity	4,752	5,095
Net Cash Flow from Operations	3,119	(3,430)

For more information visit the website or contact us:

<https://rayacorp.com/>



investor_relations@rayacorp.com

Direct: +202 3872 6000

Fax: +202 3872 6001



Headquarters

Raya Street, Touristic Zone, 6th of October, 12568 , Giza,

Egypt

PO: 12568