

## Our Company

As a distinguished investment company with a robust international footprint, Raya Holding has experienced remarkable growth driven by a resilient business model. We strategically capitalize on high-growth sectors, positioning ourselves at the forefront of economic advancement. Publicly listed on the Egyptian Exchange (EGX) since 2005, we have expanded our presence to key markets including Saudi Arabia, UAE, Bahrain, Poland, Nigeria, and Tanzania. Our global customer base is supported by over 20,000 highly skilled employees who are integral to our success.

Raya Holding operates through a diversified portfolio of 11 companies, strategically positioned across high-growth sectors of the regional economy. Our investment portfolio is segmented into:

## Our Core Values

- Excellence
- Teamwork
- Customer Focus
- Respect for People

## Portfolio Companies

Retail & Distribution	Manufacturing	Fintech	Technology & Infrastructure	Business Process Outsourcing	Hospitality	Logistics
Raya Trade Raya FMCG	Raya Electric Raya Foods Raya Auto	Aman Holding	Raya Information Technology (RIT)	Raya Customer Experience (RCX)	Raya Smart Buildings Raya Restaurants	Ostool

## Key Facts 1H-25

**Revenue**  
EGP 27.8 Bn  
38.3% YoY Growth

**Gross Profit**  
EGP 6.0 Bn  
GPM 21.6%  
38.4% YoY Growth

**EBITDA**  
EGP 3.2 Bn  
11.5% EBITDA Margin  
34.9% YoY Growth

**Net Profit Before Minority**  
EGP 972 Mn  
3.5% NPM  
27.5% YoY Growth

**Company presence across**  
4 continents

Approximately 20,000 employees across the whole group

### Revenue Contribution by Currency

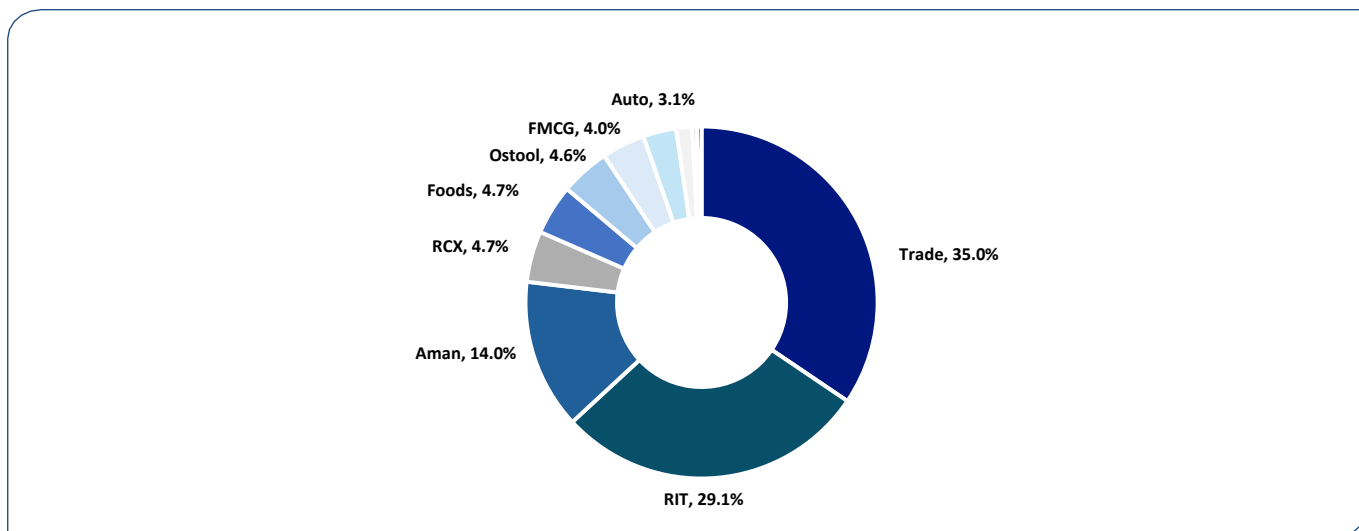
**Local 68%**

**Foreign 32%**

**Foreign Currency Generated by LOBs**

- RIT
- RCX
- Foods

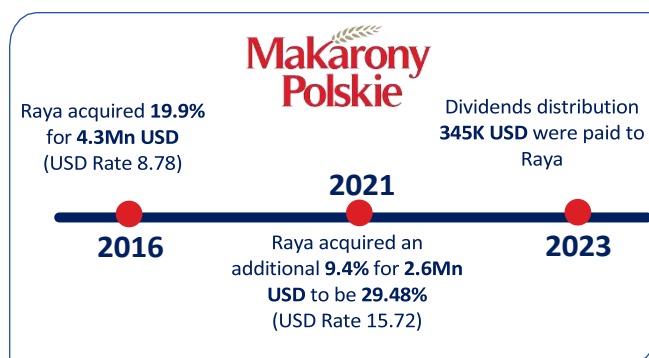
## Revenue Breakdown



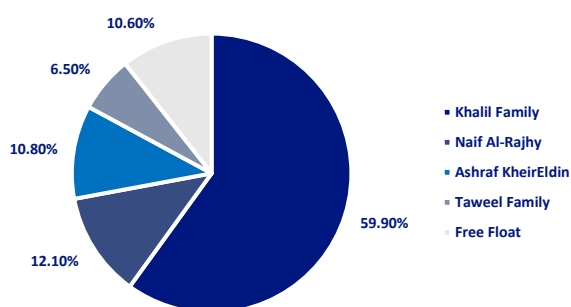
### Our 'Big Four':



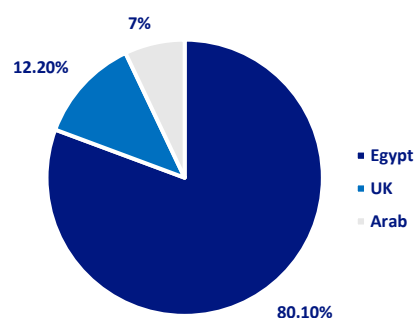
### Our Overseas Investment:



### Ownership Structure



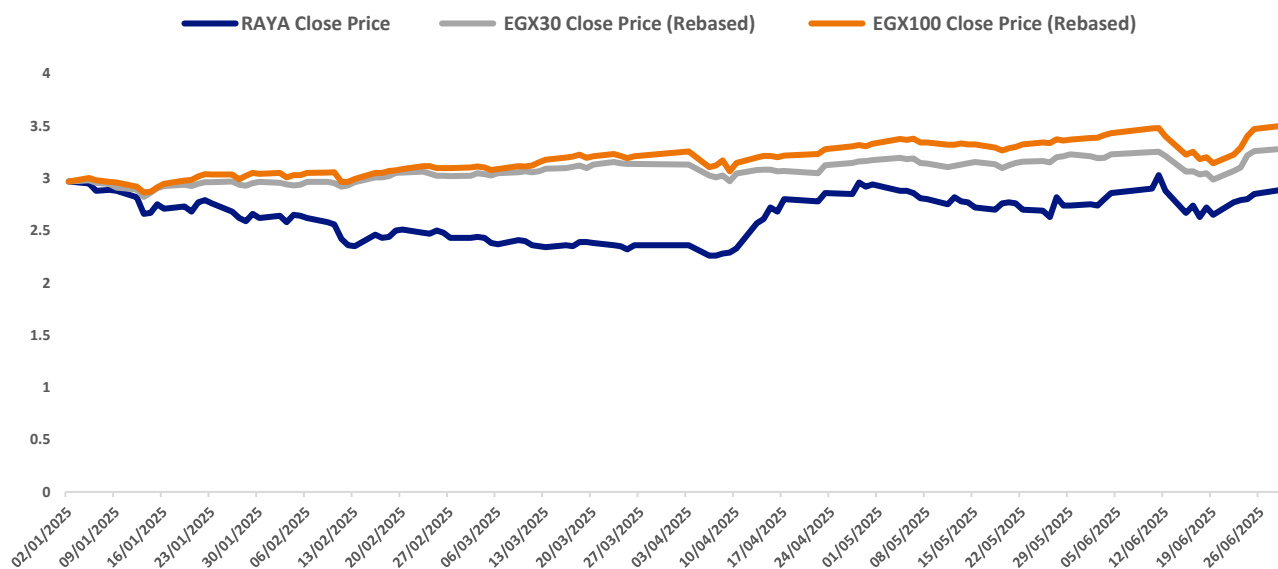
### Shareholders by Geography



### Raya's Share Performance (RAYA)

January 1<sup>st</sup>, 2025 – June 30<sup>th</sup>, 2025

RAYA Performance	6.06%
EGX30 Performance	9.31%
EGX100 Performance	18.03%
Average Daily Trading Volume	28,646,185
Share Price High / Low	3.60 / 2.20
Number of Outstanding Shares	4,281,297,768
<b>Market Capitalization as of June 30<sup>th</sup>, 2025 (EGP)</b>	<b>13,486,078,519</b>
<b>Market Capitalization as of June 30<sup>th</sup>, 2025 (USD)</b>	<b>271,909,901</b>



## Key Financial Figures

All Figures are EGP Mn	1H2024	1H2025
Revenue	20,088	27,778
Gross Profit	4,339	6,004
SG&A	(2,264)	(3,273)
Depreciation	(298)	(472)
EBITDA	2,374	3,203
Operating Profit	1,833	2,482
EBT	1,136	1,413
Net Income (Loss) before Minority	762	972
Net Income (Loss) after Minority	654	892

	31-Dec-24	30-Jun-25
<b>Total Non-current Assets</b>	<b>5,185</b>	<b>5,749</b>
Cash	4,012	2,096
<b>Total Current Assets</b>	<b>33,927</b>	<b>39,297</b>
<b>Total Assets</b>	<b>39,112</b>	<b>45,046</b>
STL	2,056	2,543
Credit Facilities	10,494	14,287
<b>Total Current Liabilities</b>	<b>30,690</b>	<b>34,454</b>
LTL	995	1,670
<b>Total Non-Current Liabilities</b>	<b>3,671</b>	<b>4,932</b>
<b>Total Liabilities</b>	<b>34,360</b>	<b>39,386</b>
<b>Working Capital</b>	<b>3,238</b>	<b>4,843</b>
<b>Total Equity</b>	<b>4,752</b>	<b>5,660</b>
<b>Total Debt</b>	<b>13,545</b>	<b>18,499</b>

For more information visit the website or contact us:

<https://rayacorp.com/>

[investor\\_relations@rayacorp.com](mailto:investor_relations@rayacorp.com)  
Direct: +202 3872 6000  
Fax: +202 3872 6001

**Headquarters**  
Raya Street, Touristic Zone, 6th of October, 12568 , Giza,  
Egypt  
PO: 12568