



Our Company

As a distinguished investment company with a robust international footprint, Raya Holding has experienced remarkable growth driven by a resilient business model. We strategically capitalize on high-growth sectors, positioning ourselves at the forefront of economic advancement. Publicly listed on the Egyptian Exchange (EGX) since 2005, we have expanded our presence to key markets including Saudi Arabia, UAE, Bahrain, Poland, Nigeria, and Tanzania. Our global customer base is supported by over 18,000 highly skilled employees who are integral to our success.

Raya Holding operates through a diversified portfolio of 11 companies, strategically positioned across high-growth sectors of the regional economy. Our investment portfolio is segmented into:

Portfolio Companies

Retail & Distribution	Manufacturing	Fintech	Technology & Infrastructure	Business Process Outsourcing	Hospitality	Logistics
Raya Trade & Raya FMCG	Raya Electric, Raya Foods & Raya Auto	Aman Holding	Raya Information Technology (RIT)	Raya Customer Experience (RCX)	Raya Smart Buildings & Raya Restaurants	Ostool

Our Core Values

-  Excellence
-  Teamwork
-  Customer Focus
-  Respect for People

Key Facts 1H2024




Revenue
EGP 20.1 Bn
38% YoY Growth




Net Profit Before Minority
EGP 762 Mn
4% NPM
1.18x YoY Growth




Gross Profit
EGP 4.3 Bn
GPM 22%
47% YoY Growth



Company presence across
4 continents




EBITDA
EGP 2.4 Bn
12% EBITDA Margin
60% YoY Growth




Approximately 18,000 employees across the whole group

Revenue Contribution by Currency



Local 72%



Foreign 28%

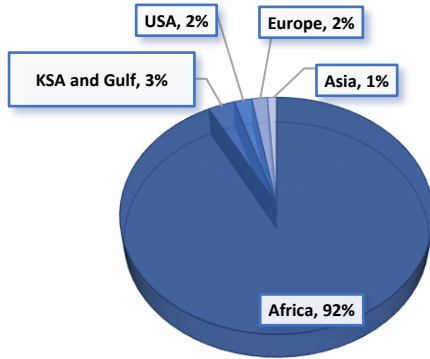
Foreign Currency Generated by LOBs

- RIT
- RCX
- Foods

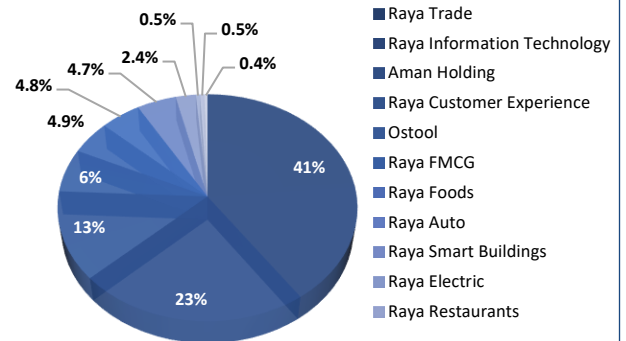


Revenue Breakdown

Revenue by Region



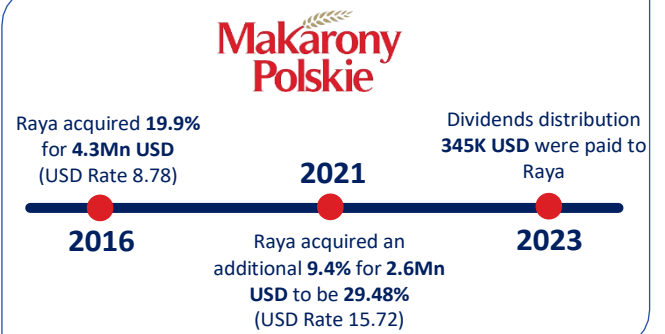
Revenue by Lines of Business (LOBs)



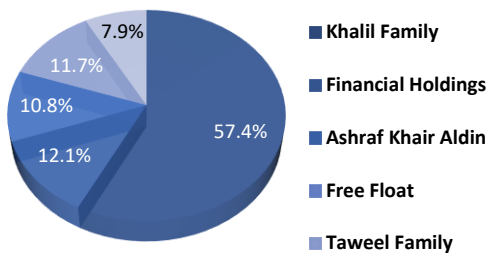
Our Leading Brands:



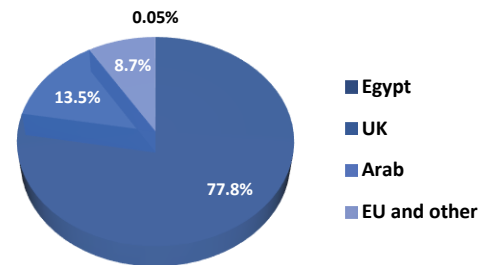
Our Overseas Investment:



Ownership Structure



Shareholders by Geography



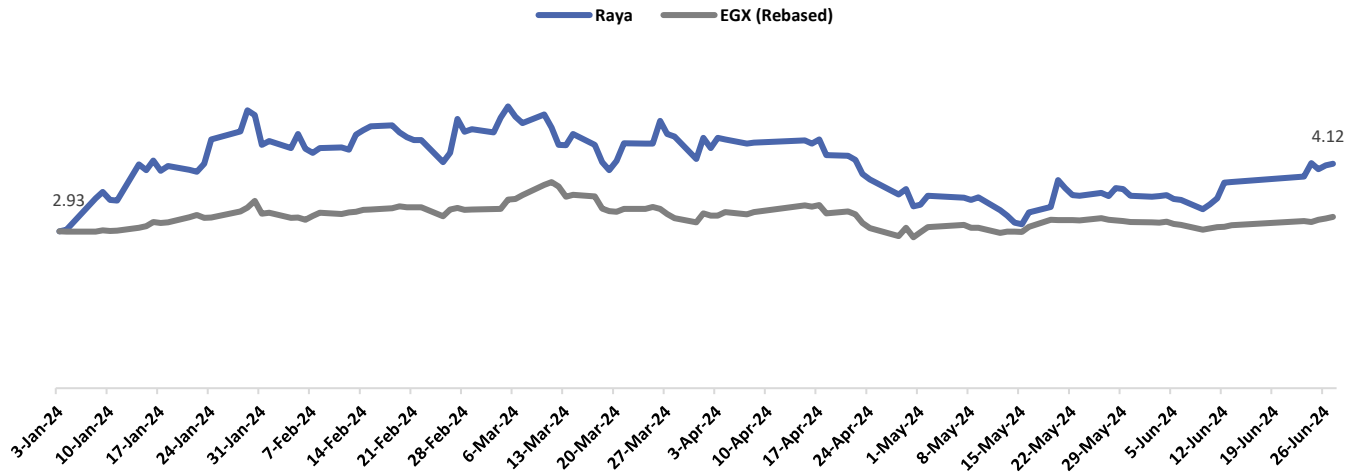
RAYA Share Performance

January 2nd, 2024 – June 30th, 2024

RAYA Performance	43.10%
EGX30 Performance	9.28%
Average Daily Trading Volume	5,094,539
Share Price High / Low	5.21 / 2.9
Number of Outstanding Shares	4,281,297,768
Market Capitalization as of June 30th, 2024 (EGP million)	17,767,385,737



Share Price Performance



Key Financial Figures

EGP Mn	1H2023	1H2024
Revenue	14,511	20,088
Gross Profit	2,950	4,339
SG&A	(1,731)	(2,262)
Depreciation	(262)	(298)
EBITDA	1,480	2,374
Operating Income	1,008	1,833
EBT	535	1,136
Net Income (Loss) before Minority	350	762
	31-Dec-23	30-Jun-24
Current Assets	22,994	30,572
Cash & Equivalents	3,194	2,628
Non-current Assets	4,155	4,687
Total Assets	27,149	35,258
Short Term Debt	9,094	9,676
Current Liabilities	21,143	27,416
Long Term Debt	2,050	2,912
Non-current Liabilities	3,082	4,059
Total Debt	11,144	12,588
Total Liabilities	24,226	31,475
Working Capital	1,850	3,155
Total Equity	2,923	3,783
Net Cash Flow from Operations	2,715	1,034

For more information visit the website or contact us:

<https://rayacorp.com/>



investor_relations@rayacorp.com

Direct: +202 3872 6000

Fax: +202 3872 6001



Headquarters

Raya Street, Touristic Zone, 6th of October,
12568 , Giza, Egypt
PO: 12568